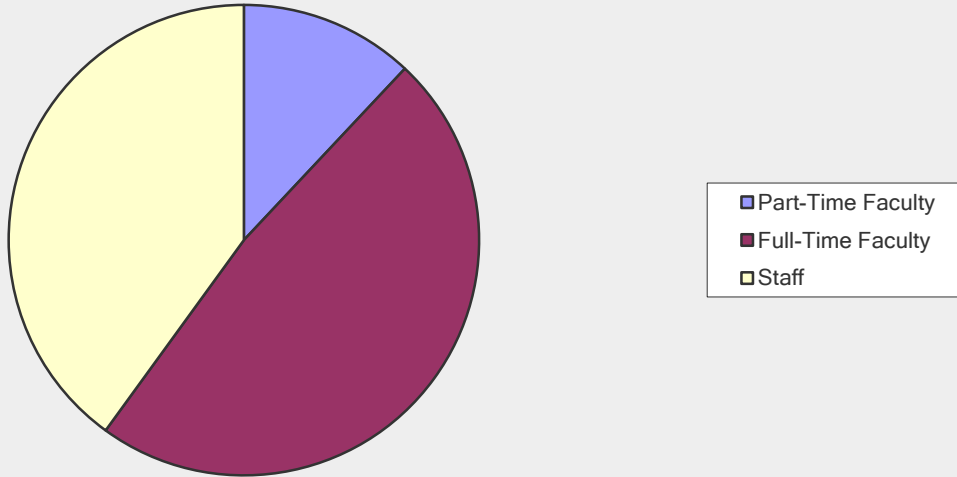


QERI Survey Fall 2012

What is your classification?

Answer Options	Response Percent	Response Count
Part-Time Faculty	12.0%	6
Full-Time Faculty	48.0%	24
Staff	40.0%	20
<i>answered question</i>		50
<i>skipped question</i>		0

What is your classification?

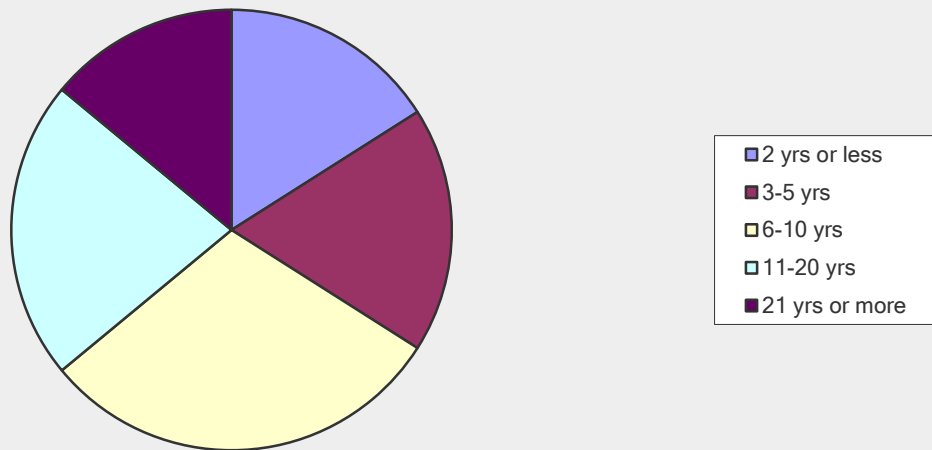


QERI Survey Fall 2012

Please select the number of years you have been teaching/working at Vernon College:

Answer Options	Response Percent	Response Count
2 yrs or less	16.0%	8
3-5 yrs	18.0%	9
6-10 yrs	30.0%	15
11-20 yrs	22.0%	11
21 yrs or more	14.0%	7
<i>answered question</i>		50
<i>skipped question</i>		0

Please select the number of years you have been teaching/working at Vernon College:

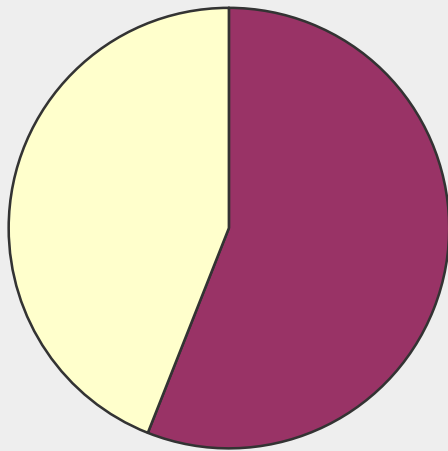


QERI Survey Fall 2012

Please select the delivery method in which you teach/provide support service:

Answer Options	Response Percent	Response Count
100% online	0.0%	0
Some online, some face-to-face	56.0%	28
100% face-to-face	44.0%	22
<i>answered question</i>		50
<i>skipped question</i>		0

Please select the delivery method in which you teach/provide support service:

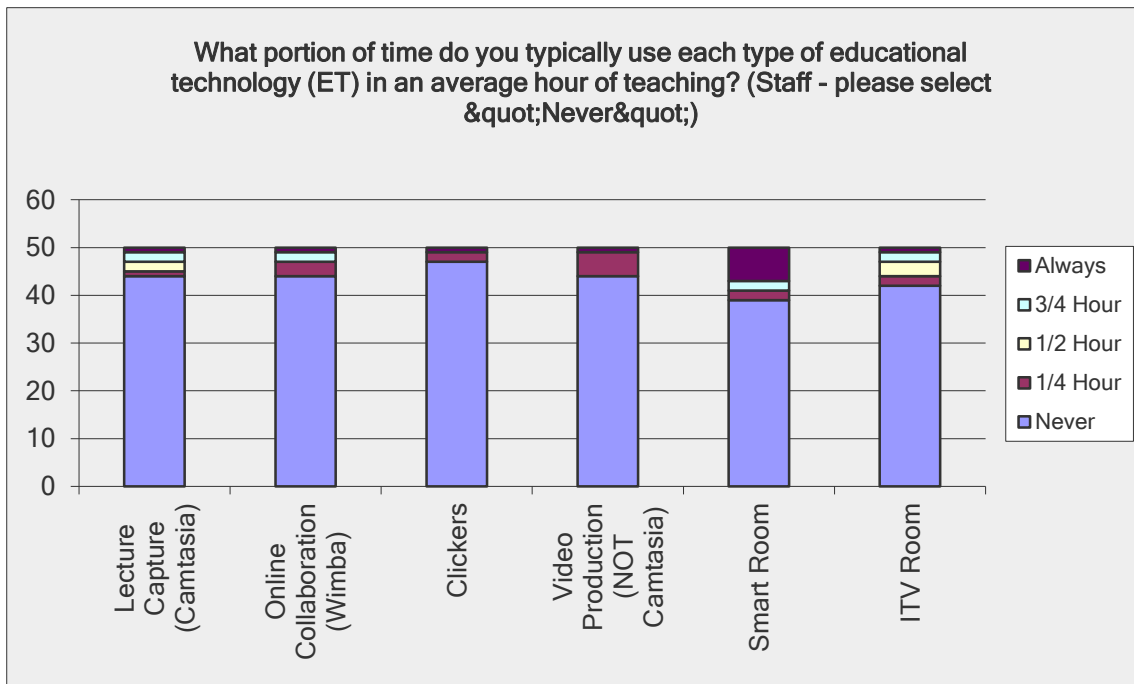


- 100% online
- Some online, some face-to-face
- 100% face-to-face

QERI Survey Fall 2012

What portion of time do you typically use each type of educational technology (ET) in an average hour of teaching? (Staff - please select "Never")

Answer Options	Always	3/4 Hour	1/2 Hour	1/4 Hour	Never	Response Count
Lecture Capture (Camtasia)	1	2	2	1	44	50
Online Collaboration (Wimba)	1	2	0	3	44	50
Clickers	1	0	0	2	47	50
Video Production (NOT Camtasia)	1	0	0	5	44	50
Smart Room	7	2	0	2	39	50
ITV Room	1	2	3	2	42	50
<i>answered question</i>						50
<i>skipped question</i>						0



QERI Survey Fall 2012

Please rate the level of training you have received in the use of educational technology.

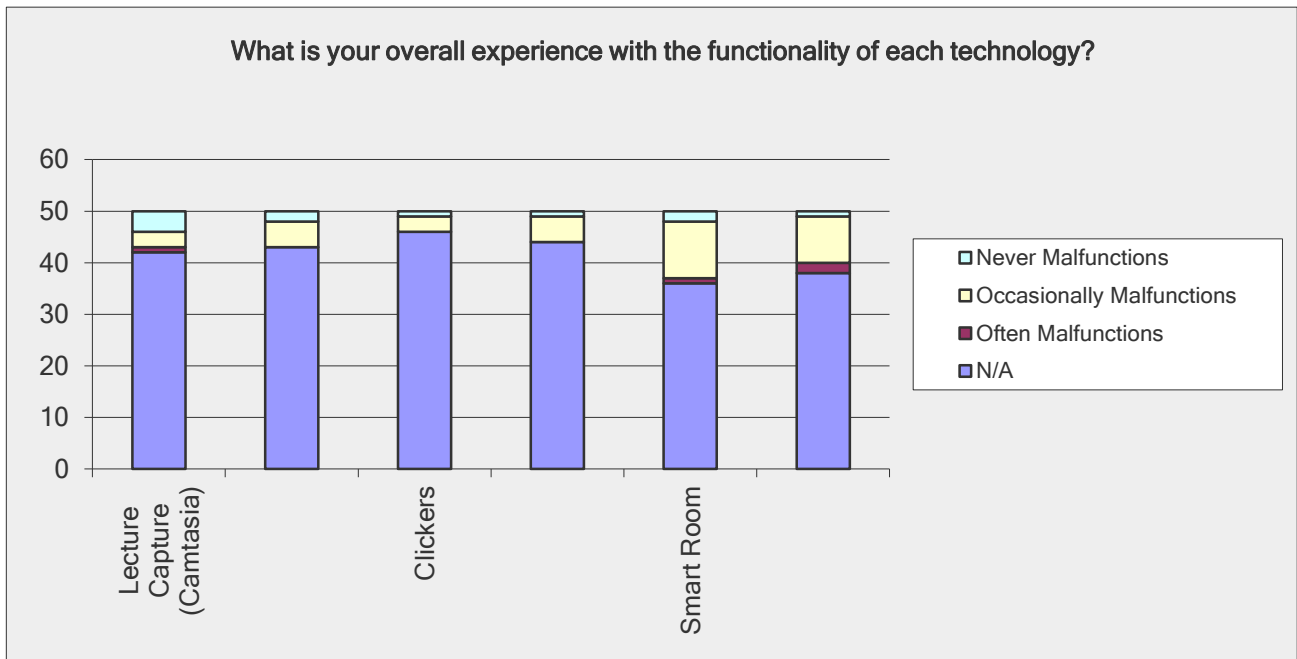
Answer Options	Adequate	Inadequate	Did not need training	Rating Average	Response Count
	26	8	16	1.80	50
If inadequate, why?					8
				<i>answered question</i>	50
				<i>skipped question</i>	0

Number	Response Date	If inadequate, why?	Categories
1	#####	Was never trained on the ITV or smart rooms. Had to figure it out on my own.	
2	#####	Did not attend any seminars/workshops that were offered.	
3	#####	Training is usually not offered at a time that fits my teaching schedule. Or it is online, which I'd rather not do.	
4	#####	I have not been trained on any of the above technology. I learned about clickers last yr in staff development but have not used them as of yet. Would love to know more about camtasia, wimba and all other technology	
5	#####	I use Blackboard and ITV for committees.	
6	#####	I didn't need training, but I never received any either. Luckily the technology was pretty user friendly.	
7	#####	The software we use, CourseCompass, doesn't have any support on campus. I'm learning it as I go, which means a lot of questions to the other faculty. A class would be helpful.	
8	#####	Training has been offered numerous times for the convenience of the faculty. It has covered the basics of the technology well.	

QERI Survey Fall 2012

What is your overall experience with the functionality of each technology?

Answer Options	Never Malfunctions	Occasionally Malfunctions	Often Malfunctions	N/A	Response Count
Lecture Capture (Camtasia)	4	3	1	42	50
Online Collaboration (Wimba)	2	5	0	43	50
Clickers	1	3	0	46	50
Video Production (NOT Camtasia)	1	5	0	44	50
Smart Room	2	11	1	36	50
ITV Room	1	9	2	38	50
<i>answered question</i>					50
<i>skipped question</i>					0



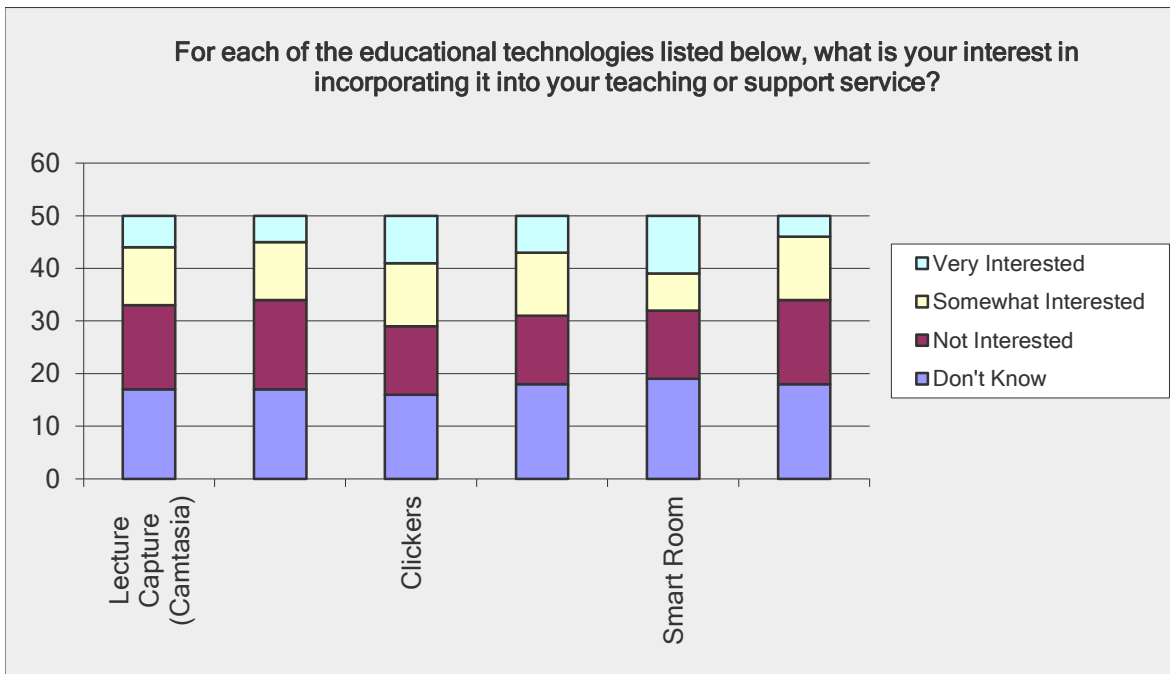
QERI Survey Fall 2012

Please give your level of agreement to each statement:							
Answer Options	Strongly Agree	Agree	No Effect	Disagree	Strongly Disagree	Rating Average	Response Count
Educational technology enhances my teaching/support service	15	22	13	0	0	1.96	50
Educational technology improves student performance (test scores, grades, retention, graduation)	13	22	15	0	0	2.04	50
Educational technology fosters connectedness/engagement in your class	12	22	15	1	0	2.10	50
<i>answered question</i>							50
<i>skipped question</i>							0

QERI Survey Fall 2012

For each of the educational technologies listed below, what is your interest in incorporating it into your teaching or support service?

Answer Options	Very Interested	Somewhat Interested	Not Interested	Don't Know	Response Count
Lecture Capture (Camtasia)	6	11	16	17	50
Online Collaboration (Wimba)	5	11	17	17	50
Clickers	9	12	13	16	50
Video Production (NOT Camtasia)	7	12	13	18	50
Smart Room	11	7	13	19	50
ITV Room	4	12	16	18	50
<i>answered question</i>					50
<i>skipped question</i>					0



QERI Survey Fall 2012

To what degree does each of the following attract you to the use of educational technology in your teaching/support service?

Answer Options	Large Degree	Moderate Degree	Small Degree	Not at All	Response Count
Ability to address different learning styles and needs	20	16	6	8	50
Desire to facilitate communication between students and instructors/staff	27	12	4	7	50
Desire to facilitate communication among students	23	16	3	8	50
Desire to increase a students' access to course materials/support service resources	31	11	2	6	50
Desire to improve student learning outcomes	29	9	5	7	50
Personal enjoyment of working with technology	7	18	11	14	50
Desire to engage and encourage student interest in course content/support service materials	30	10	4	6	50
<i>answered question</i>					50
<i>skipped question</i>					0

